

<https://manordaleps.ocdsb.ca/>



Manordale Public School

Address: 16 Carola St, Nepean, ON K2G 0Y1 Hours: 8:35 a.m. - 3:05 p.m. Phone: (613) 226-6393

English: Welcome!

French: Bienvenue!



Afar: Assalaamu qaleykum

Afrikaans: welkom

Albanian: mirëseardhje

Arabic: مَرْحَبًا (ahlan bik)

Bangla: স্বাগত
Sbāgata

Cantonese: 歡迎
(fùnyihng)

Croatian: Dobrodošli!

Czech: Vítejte!

Danish: Velkommen

Dari: (Salâm) سلام

Dutch: Welkom!

Filipino: Mainit na pagtanggap

German: Willkommen!

Greek: Καλώς ήρθες
(kalos irthes)

Hebrew: ברוך הבא
(Barukh habah)

Hindi: स्वागत हे
(Svaagat he)

Inuktitut: Tungasugit

Italian: Benvenuto!

Japanese: ようこそ !
(Yōkoso)

Korean: 환영하다
(hwan-yeonghada)

Kurdish: Bi xêr hatî

Mandarin: 欢迎
(Huānyíng)

Norwegian: Velkommen!

Pashto: ښه راغلاست

Persian: خوش آمدی

Polish: Witamy

Portuguese: Bem-vindo!

Romanian: Bun venit!

Russian: добро
пожаловать
dobro pozhalovat'

Somali: Soo Dhawoow!

Spanish: ¡Bienvenido!

Swedish: Välkommen!

Thai: ยินดีต้อนรับ
(Yin-dee-Ton-Rub)

Turkish: Hoş geldiniz

Ukrainian: Ласкаво
просимо
Laskavo prosymo

Vietnamese: Chào
mừng




School Times

Grade 1-3

8:20-8:35 - Arrival
8:35-10:35- Learning Block 1
10:35-10:55- Nutrition Break
10:55-11:20- Recess
11:20-1:20- Learning Block 2
1:20-1:45- Nutrition Break
1:45-2:05- Recess
2:05-3:05- Learning Block 3
3:05- Dismissal

Grade 4-6

8:20-8:35 - Arrival
8:35-10:35- Learning Block 1
10:35-10:55- Recess
10:55-11:20- Nutrition Break
11:20-1:20- Learning Block 2
1:20-1:45- Recess
1:45-2:05- Nutrition Break
2:05-3:05- Learning Block 3
3:05- Dismissal



Arrival and Dismissal



8:20 am

Students can enter the yard at 8:20 am when a teacher supervisor is present. If driving, please use our kiss and ride to drop your child off safely.

If your child is late, a parent/guardian **MUST** come in the office to sign in.

*Use the doorbell at the front doors of the school and wait for the sound to open the door. Go into the office.



Doorbell

3:05 pm

Students are dismissed at 3:05 pm.

Walkers: Parents meet their child at the gate to the left of the school, at the back of the parking lot beside the community centre.

Drivers must follow city parking rules.

Bussing: Buses are dismissed from the school at 3:15 pm.

Arrival

For safety, please do not turn from Knoxdale onto Carola, and avoid making U-turns. Students must be dropped off on the right-hand side of the sidewalk. Thank you for helping us keep everyone safe by following these important rules.



Dismissal:

Please continue to treat Carola as a one way street. Children **MUST** be picked up on the right hand side of the sidewalk and front passenger side of the car. There are **NO U-turns on Carola or turning around of vehicles**. Children will not be allowed to cross the street, so please ensure to follow these safety rules.



Front passenger side to the
right of the sidewalk

Attendance

Students are expected to be on time for school and in class every day.


My child is away (late, sick, at an appointment, on a trip, or not at school): Parents/guardians are asked to use school School Messenger App or by calling:

<http://go.schoolmessenger.ca>

1-833-202-1417

My child needs to leave early: Please **email** the teacher and office early in the day. Please note we encourage students **not** to be picked up during recess times and after 2:45 p.m. due to these being peak times in our school office.

Nutrition Breaks



Students bring enough food from home for 2 meal times each day.
Students bring a refillable water bottle.

Nutrition Break 1:

10:35 -10:55 am Grade 1-3 and 10:55-11:20 Grade 4-6

Nutrition Break 2:

1:20 - 1:45 pm Grade 1-3 and 1:45-2:05 Grade 4-6

Lunch & Snack Ideas:



Lunch and Snack Continued:

Please note that large bags of chips, pop, energy drinks, and other oversized snacks high in sugar and low in nutritional value are not permitted at school. As well, products with peanuts or nuts are not to be brought to school due to allergies. We kindly ask that these items stay at home so we can support healthy eating habits together.



What Does my Child need for School?



Water Bottle: Please pack for your child and they may refill using our water fountain at school.



Backpack



Lunch Bag



Indoor Shoes



Bus



For bus information or inquiries, please contact the Ottawa Student Transportation Authority (OSTA) <https://www.ottawaschoolbus.ca/>

**To determine bus information, please log in to the OSTA parent portal which opens August 19, 2025.

Ottawa Centre West

Phone: 613-224-8800 Ext 2382

Email: centre.west@ottawaschoolbus.ca



2025-2026

Elementary School Year Calendar

OTTAWA-CARLETON
DISTRICT SCHOOL BOARD

SEPTEMBER 2025

S	M	T	W	T	F	S
	1	2	3	4	5	6
7	8	9	10	11	12	13
14	15	16	17	18	19	20
21	22	23	24	25	26	27
28	29	30				

OCTOBER 2025

S	M	T	W	T	F	S
			1	2	3	4
5	6	7	8	9	10	11
12	13	14	15	16	17	18
19	20	21	22	23	24	25
26	27	28	29	30	31	

NOVEMBER 2025

S	M	T	W	T	F	S
						1
2	3	4	5	6	7	8
9	10	11	12	13	14	15
16	17	18	19	20	21	22
23	24	25	26	27	28	29
30						

DECEMBER 2025

S	M	T	W	T	F	S
	1	2	3	4	5	6
7	8	9	10	11	12	13
14	15	16	17	18	19	20
21	22	23	24	25	26	27
28	29	30	31			

JANUARY 2026

S	M	T	W	T	F	S
				1	2	3
4	5	6	7	8	9	10
11	12	13	14	15	16	17
18	19	20	21	22	23	24
25	26	27	28	29	30	31

FEBRUARY 2026

S	M	T	W	T	F	S
1	2	3	4	5	6	7
8	9	10	11	12	13	14
15	16	17	18	19	20	21
22	23	24	25	26	27	28

MARCH 2026

S	M	T	W	T	F	S
1	2	3	4	5	6	7
8	9	10	11	12	13	14
15	16	17	18	19	20	21
22	23	24	25	26	27	28
29	30	31				

APRIL 2026

S	M	T	W	T	F	S
			1	2	3	4
5	6	7	8	9	10	11
12	13	14	15	16	17	18
19	20	21	22	23	24	25
26	27	28	29	30		

MAY 2026

S	M	T	W	T	F	S
					1	2
3	4	5	6	7	8	9
10	11	12	13	14	15	16
17	18	19	20	21	22	23
24	25	26	27	28	29	30
31						

JUNE 2026

S	M	T	W	T	F	S
	1	2	3	4	5	6
7	8	9	10	11	12	13
14	15	16	17	18	19	20
21	22	23	24	25	26	27
28	29	30				

JULY 2026

S	M	T	W	T	F	S
			1	2	3	4
5	6	7	8	9	10	11
12	13	14	15	16	17	18
19	20	21	22	23	24	25
26	27	28	29	30	31	

AUGUST 2026

S	M	T	W	T	F	S
						1
2	3	4	5	6	7	8
9	10	11	12	13	14	15
16	17	18	19	20	21	22
23	24	25	26	27	28	29
30	31					

First Day of School
September 2, 2025

Last Day of School
June 26, 2026

PA Days (no school for students)
2025: September 29,
November 7, 28

2026: January 23, February 13,
April 27, June 5

Holidays
2025: October 13,
December 22-31
2026: January 1-2,
February 16, March 16-20,
April 3, 6, May 18

**Education Foundation
Toonie Tuesday**
February 24

**Summer Learning
Programs***
June 29-July 24
*Dates vary by program

ocdsb.ca

Important Information: Snow Days



A **snow day** is a day where the transportation company decides that, based on the weather, it is unsafe for the school busses to transport students.

City buses will still be moving people around the city.

No pizza or Subway on Snowdays.

On snow days the schools are still open and students may attend the school. Parents are responsible to bring their children to and pick up from the school either by car or OC transpo by 3:05 p.m.

Please remember to mark your child absent on the Safe Arrival App or call 1-833-202-1417 if they are not attending school on snow days, even if they take the bus.

No School on March Break & PD Days

A **PD day** is a professional development day for the teachers. Students do not come to school.

March Break is from March 10 - 14. This is a break from school for teachers and students. The school is closed during this week and students do not come to school.

OCDSB Parent Portal

Parent Portal allows parents/guardians to receive important messages from the school, see their child's Report Card and more.

Parents must sign up for School Messenger to receive school messages.

Parent Portal

Ottawa-Carleton District School Board / Parent Portal



COVID-19



Report
Cards



School
Messenger



Family
Reception
Centre



Registration
for new
students



School
Locator



Ottawa
Student
Transportation



EarlyON
Child and
Family
Centre



Concussion
Management



Parent
Involvement
Committee



OCASC



School
Councils



Parent
Conference



Speaker
Series

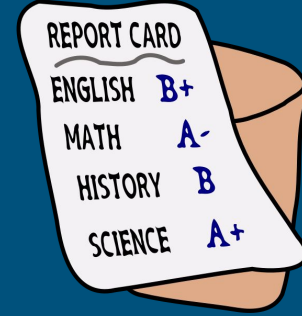


Homework
Help



Supporting
Our Youth

Reports & Progress Reports



Report Cards are sent to parents/guardians by email 3 times in the year:

November - Progress Report

February - Report Card 1

June - Report Card 2

English as a Second Language (ESL) Program

For students who are learning to speak English. Being part of the [ESL Program](#) provides your child access to additional support resources at school, such as extra help from ESL teachers, accommodations and maybe modifications. These could include, but are not limited to, extra help in class, more time to work on a test, use of visuals and translation tools.

Teachers formally monitor your child's progress by referring to a document called: Steps to English Proficiency (STEP). This is a framework that the OCDSB (Ottawa District School Board) uses for assessing and monitoring Oral, Reading and Writing skills in English. There are 6 stages of skills on the STEP framework. Modifications are used if students are at STEP stages 1, 2 and sometimes 3. Certain accommodations are made as students advance on the STEP continuum. Once your child has achieved STEP stage 6, they are monitored for two terms and then graduate from ESL with their parent's permission.

[STEP Trackers](#)

Individual Education Plan (IEP)

An individual education plan (IEP) is a written plan that describes special education programs, instructional and environmental accommodations, modifications to the curriculum and services that a school board will provide for a student.

IEPs are based on a thorough assessment of a student's strengths, needs and ability to learn and demonstrate learning.

OCDSB Apps



Google Drive



Gmail



Google Translate



Read & Write



Google Classroom



YouTube



School Messenger



OCDSB

Closed Captions on YouTube



- English instructions
- Arabic instructions

Google Translate



On your iPhone or Tablet



On your computer



OCDSB Student Portal

<https://sites.google.com/ocdsb.ca/ocdsb-student-portal/home>



OCDSB Student Portal

Home

Walkthroughs

Info Kit

Troubleshooting

eLearning Resources



OTTAWA-CARLETON
DISTRICT SCHOOL BOARD

Student Portal

Google Read and Write



Read and Write for Google is an amazing tool that can make working on the computer so much easier for students. This video shows how it works.



Check

It: Check spelling & grammar in Google Docs



Prediction:

Provides word suggestions as you type. Develops writing skills and helps construct error-free sentences more easily.



Play, Pause & Stop:

Reads any text aloud with dual color highlighting and natural-sounding voices.



Speech Maker:

Converts selected text into an audio file, e.g. MP3, which will be automatically downloaded and can then be saved or shared in Google Drive.



Speech to Text:

Turns the spoken word into text by dictating into a microphone.



Translate:

Allows single words to be translated into Spanish, French or Portuguese and spoken in that language



Vocabulary List Builder:

Builds vocabulary lists in a Google Doc. Use colored highlighters to select words.



Voice Recording:

Records a short audio file (one minute or less) of your voice, and inserts it into a Google Doc as a comment.



Dictionaries:

Provides definitions to improve comprehension and writing. Definitions can even be read aloud. Highlight a word and click the icon. Displays Images from Widgit® Symbols to help support fluency and understanding.



Screenshot Reader:

Converts inaccessible text to accessible text through OCR. Click the icon and then drag your mouse to draw a rectangle around any inaccessible text, to OCR it on demand.



Screen Masking:

Tints your screen and provides a spotlight that follows your mouse pointer, to help improve focus.



Highlight and Collect Tools:

Allows users to highlight and color code sections of text on a page, to facilitate summarizing, categorizing and higher order skills. Clear highlights from a page when you are done with them, by selecting highlights and clicking the icon.



Practice Reading Aloud:

Allows students to practice and record themselves reading selected text, use support tools, listen to their recording, and send to their teacher for feedback.



Phrases in English with audio

Ask a teacher or classmate...

1. I need to go to the washroom/toilet



1.

2. I need water



2.

3. I need my computer



3.

4. I need a pencil



4.

5. I need food

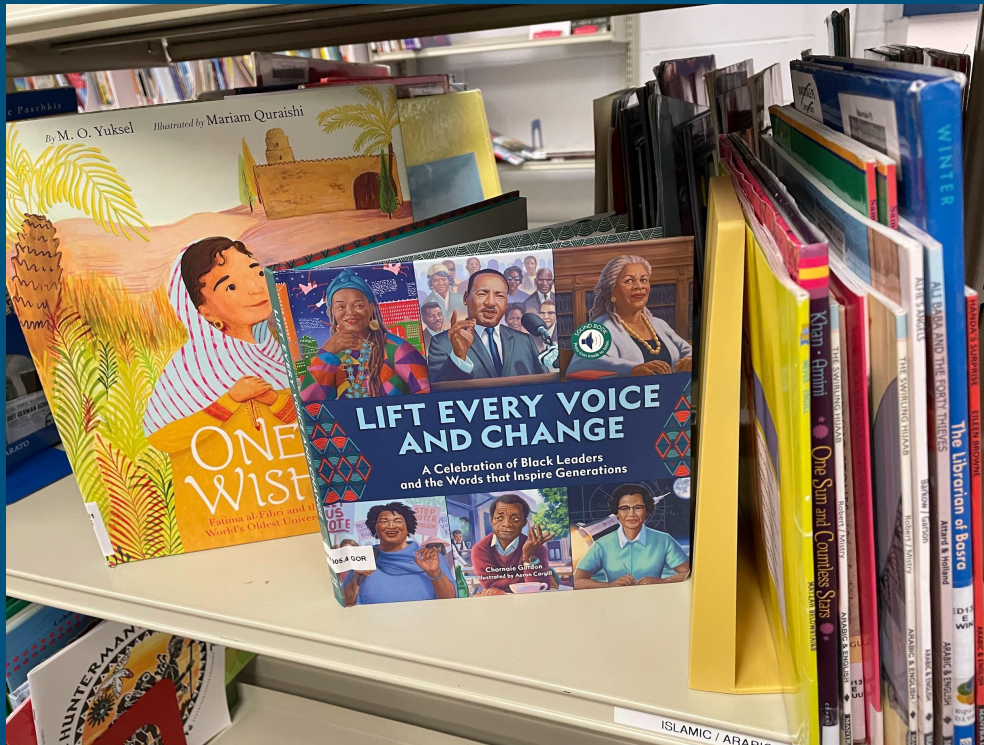


5.

6. I need help

Janet Veselovsky
Office Assistant

Library & Maker Space



Playgrounds

Kindergarten Yard




Grades 1-6 Yard



Classrooms



ALL ARE WELCOME HERE





We are here to help!

<https://settlement.org/>



Contact the school anytime
Phone (613) 226-6393 | Fax (613) 226-8625
Email: manordaleps@ocdsb.ca

